










Query parameter

- (1) Long press  And  for 5 seconds to enter Query parameter status; Meanwhile, it shows the Symbol "P0" and the default "0", for example, "P0 0".
- (2) When enter the Query parameter status, you can query the corresponding value by press the  and .

1. Change parameters

When it shows the parameters, you can change the parameters by pressing the , and press the  and  to modify the value then press again the  to quit the Change parameters status. Press the  to exit the "Query Parameters" status.

Please refer to below parameters list and find this frist one P0, and change the default value "0" to be "1", after installing the heating element, then heating function can be activated.

2.2 Parameters

NO.	Description	Adjustment range	Step size	Default
P0	Heating	0 no/1 yes	1	0