





Plastica Easy Drain


An economical p.v.c. drainage system for around pools, spas and many other applications.




Easy Drain comes in 10 ft lengths, complete with protective tape, nailing clips and measures 1 3/4" wide x 3" high. It is available in off white. We can produce in other colours for quantity orders.




90° Angle




135° Angle




Tee Piece




Cross




Cleaning Plug




Coupler



Down Spout




End Cap



Cement

Plastica Easy Drain

The A.B.C. of installation



A. Set up string line to one side of desired route of drain and drive 3½" - 4" wide short stakes into the ground, spaced 2" 6" apart, and levelled.



B. Place drain over stakes, with couplers and nailing clips. Solvent weld couplers and ends of drain.



C. After aligning carefully, nail to stakes.



D. Fix down-spout in required position, after previously drilling 1¼" holes in bottom of drain section. When building works completed remove protective tape.

Install end plug and connect 1½" outlet with plastica pipe and fittings to position decided. The Deck can now be completed with falls to drain.

Available from:

 **Plastica**
PLASTICA TRADING COMPANY